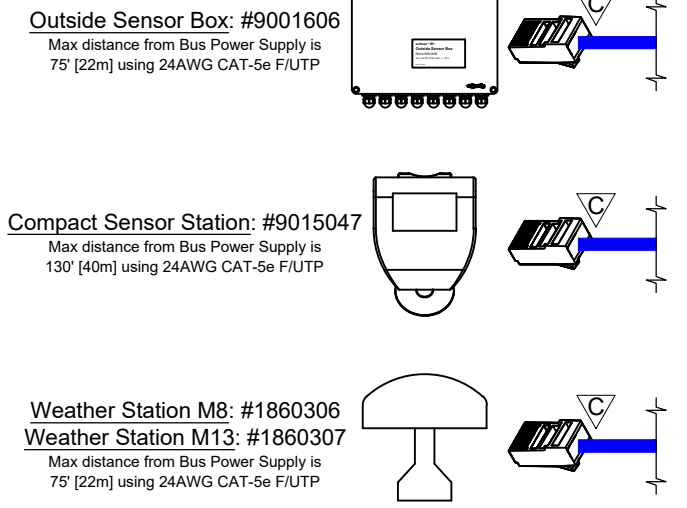
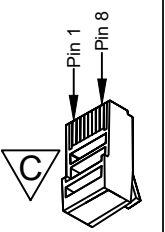


\*Sensor Bus must end with a 120 Ohm resistor

**NOTE:**

- Max (5) TouchBucos per Sensor Bus
- Designate (1) Master TouchBuco per TouchBuco System
- Max (1) Exterior Sensor per TouchBuco System; all Exterior Sensor options will require Bus Power Supply #1822440 (requires a Dedicated Outlet)
- Max (2) Inside Sensor Boxes per TouchBuco System [Reference AIB-WIRING-01 & ISB-WIRING-01]

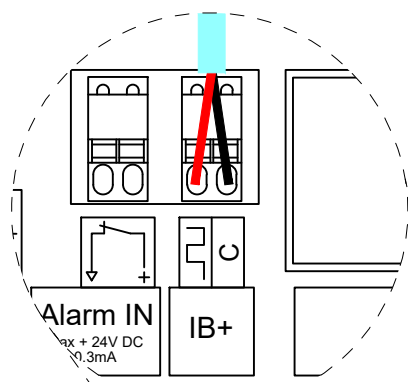
RS485 Sensor Bus Wiring Pinout		
CAT-5e or higher TIA-568B standard with RJ-45		
Pin #	Color	Function
1	Orange White	RS485 (+)
2	Orange	RS485 (-)
3	Green White	Reserved
4	Blue	Power 24v DC
5	Blue White	Power 24v DC
6	Green	Reserved
7	Brown White	RS485 Ground
8	Brown	RS485 Ground



**TO EXTERIOR SENSOR**  
\*Requires Bus Power Supply #1822440

**SENSOR BUS**

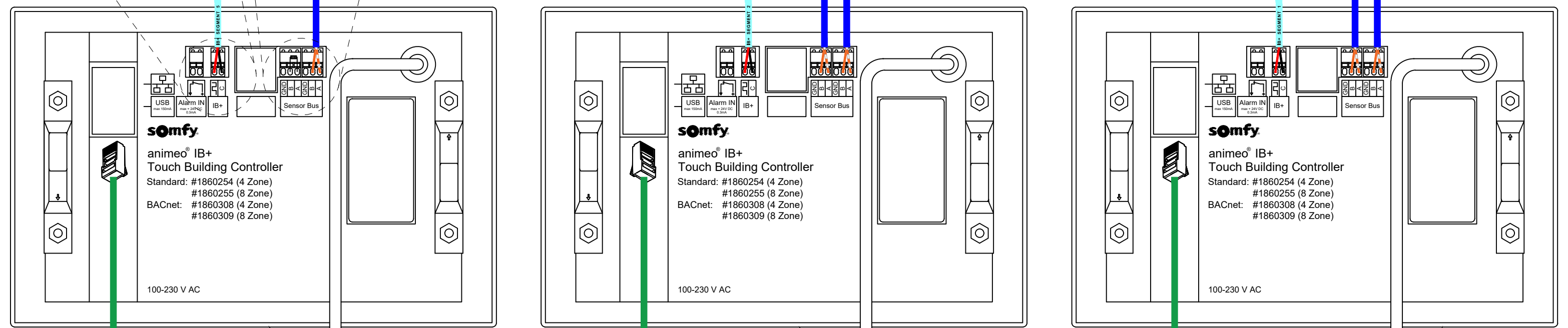
- 24AWG CAT-5e F/UTP
- Daisy chain up to (5) TouchBucos
- Max (1) Exterior Sensor per TouchBuco System
- Max (2) Inside Sensor Boxes per TouchBuco System
- Max distance from Exterior Sensor to end of Sensor Bus is 1640' [500m]
- Sensor Bus must end with a 120 Ohm resistor



To IB+ INPUT on first Motor Controller in IB+ Segment 5

To IB+ INPUT on first Motor Controller in IB+ Segment 2

To IB+ INPUT on first Motor Controller in IB+ Segment 1



Power Cable Conductor Legend		
Function	Common N.America	Common Europe
Ground	Green or Copper	Yellow Green
Neutral	White	Blue
Hot	Black	Brown

© 2015 Somfy Systems, Inc. All Rights Reserved. This drawing is the property of Somfy Systems, Inc.. The graphics, information and specific ideas in this document are the exclusive property of Somfy Systems, Inc. and must not be made public, copied, or sold. Others seeking permission to reproduce this document, in whole or in part, must obtain permission from Somfy Systems, Inc. in writing.

Tel: 1-800-64-SOMFY  
Fax: 1-609-495-8165  
www.somfysystems.com



Date:	04/01/21	Rev	Date	By	Revisions	Description
Print Size:	11" x 17"	-	-	-	-	-
Scale:	NTS	-	-	-	-	-
Sales:	N/A	-	-	-	-	-
Drawn by:	RV	-	-	-	-	-
Checked by:	TS	-	-	-	-	-

Dwg Title:	Multi animeo IB+ TouchBuco System Wire Detail	Project name:	Technical Library
Dwg No.:	AIB-WIRING-02	Client:	Somfy Systems
		Address:	121 Herrod Boulevard Dayton, NJ 08810