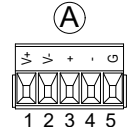
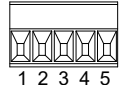
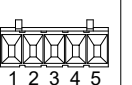
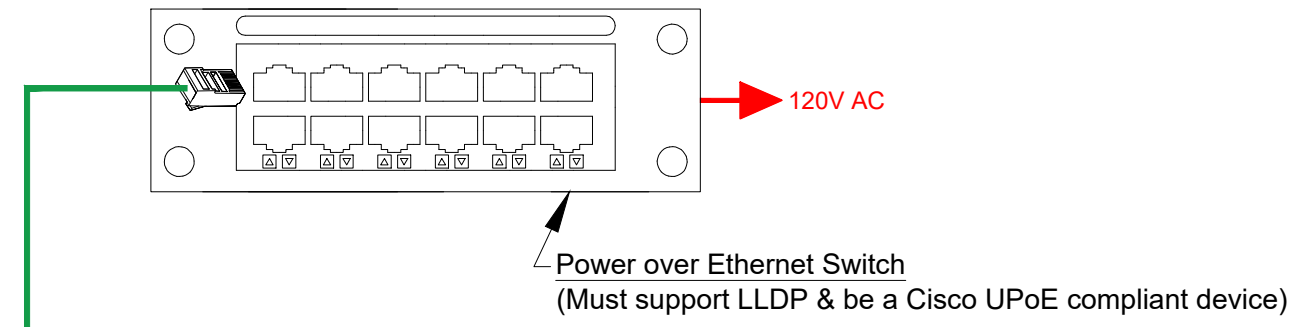


DC Motor Weidmuller Connector Color Code		
Included with DC Motor Cable	Included with PoE Gateway to Motor Adaptor Cable	Purchased Separately

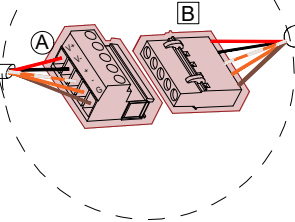
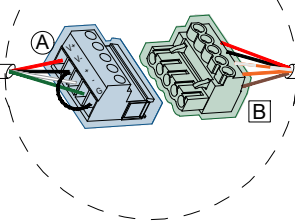
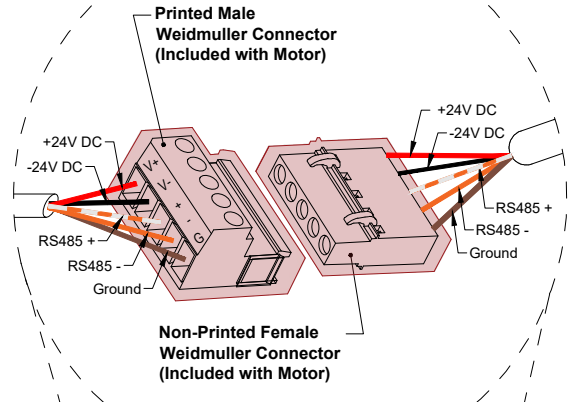
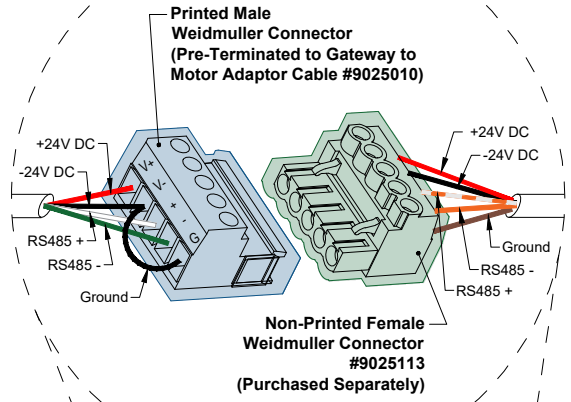
Male Printed Weidmuller Connector	DC Motor Port Wiring Pinout		Female Non-Printed Weidmuller Connector	
	Male Pin #	Function	Female Pin #	
	1	Power (+)	5	
	2	Power (-)	4	
	3	SDN RS485 (+)	3	
	4	SDN RS485 (-)	2	
	5	SDN RS485 Ground	1	

NOTE:

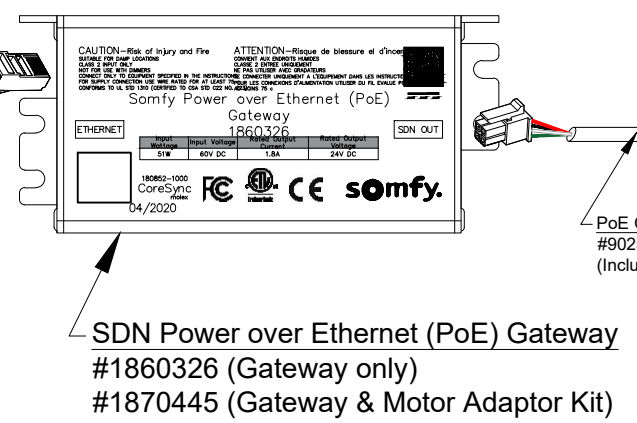
- Caution when mounting PoE Gateway to metal surfaces or pockets. Gateway must be isolated from possible earth or building electrical grounding, as well as from other Gateways.



- Unshielded Twisted CAT-5e or higher (PowerWise 1G 4PPoE Indoor/Outdoor Cable recommended)
- TIA-568B Standard with Plastic RJ-45 Connectors
- Max Distance from Switch is 328'



**HARDWIRED TO
SONESSE® 30 RS485
24V DC MOTOR**



© 2015 Somfy Systems, Inc. All Rights Reserved. This drawing is the property of Somfy Systems, Inc.. The graphics, information and specific ideas in this document are the exclusive property of Somfy Systems, Inc. and must not be made public, copied, or sold. Others seeking permission to reproduce this document, in whole or in part, must obtain permission from Somfy Systems, Inc. in writing.

Tel: 1-800-64-SOMFY
Fax: 1-609-495-8165
www.somfysystems.com



Date:	01/13/23	Revisions			
Print Size:	11" x 17"	Rev	Date	By	Description
NTS:	NTS	-	--/--/--	-	
Sales:	N/A	-	--/--/--	-	
Drawn by:	RV	-	--/--/--	-	
Checked by:	PK	-	--/--/--	-	

Dwg Title:	PoE Gateway with Single ST-30 V2 Motor Wire Detail	Project name:	Technical Library
Dwg No.:	POE-WIRING-01 V2	Client:	Somfy Systems
		Address:	121 Herrod Boulevard Dayton, NJ 08810