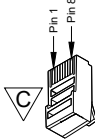


SDN Bus Wiring Pinout
CAT-5e or higher TIA-568B standard with RJ-45

Pin #	Color	Function
1	Orange White	SDN RS485 (+)
2	Orange	SDN RS485 (-)
3	Green White	Reserved
4	Blue	Power 24v DC
5	Blue White	Power 24v DC
6	Green	Reserved
7	Brown White	SDN RS485 Ground
8	Brown	SDN RS485 Ground



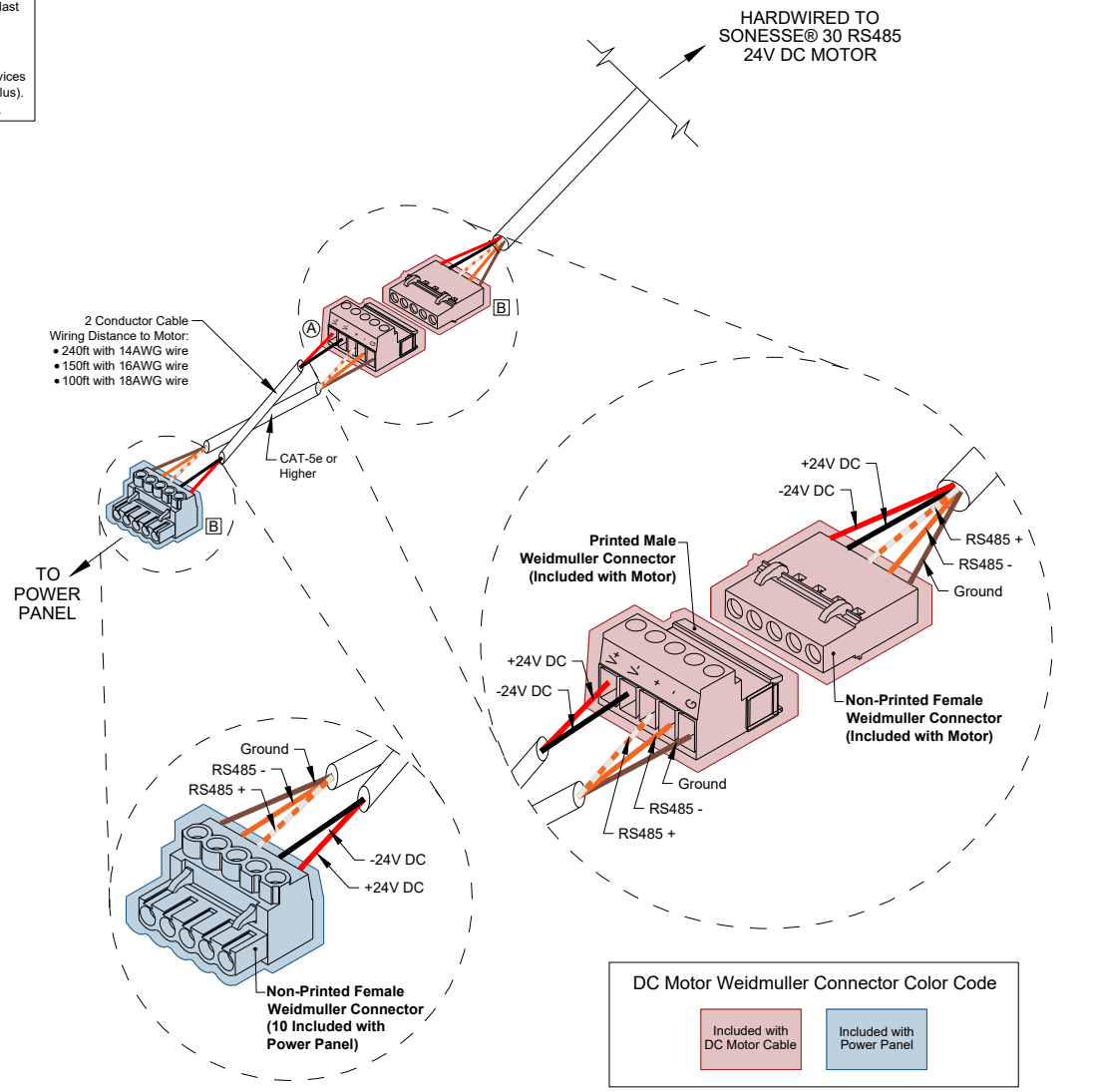
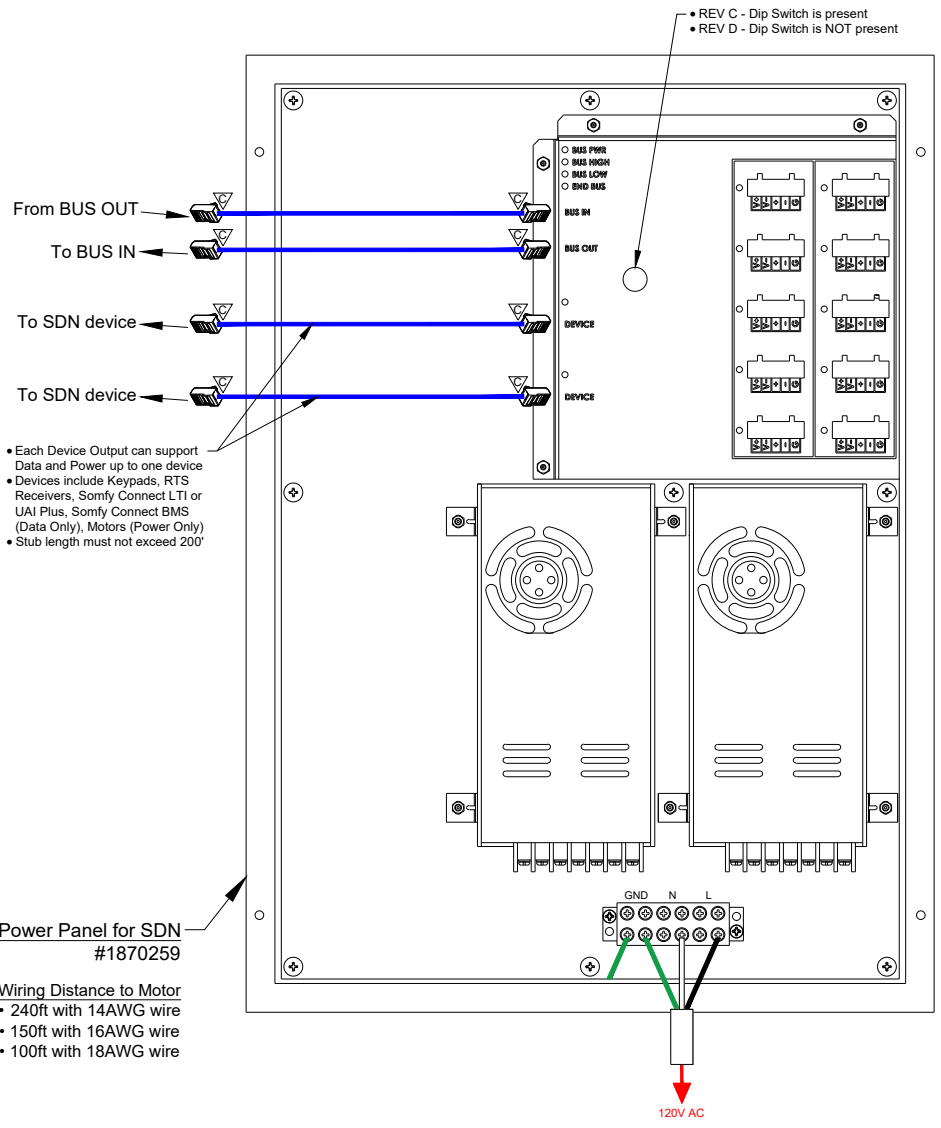
POWER PANEL REVISION NOTES:


REV C -

- Each device port supports 1 device, up to 10 power units.
- Bus Power is required.
- By default bias dip switches are ON. For network segments consisting of more than 5 Panels, only the bias dip switches on the first and last Panel can be ON, all others must be OFF.

REV D -

- Each device port supports 1 device, up to 8 power units.
- A Bus Power Supply is only required if there are bus powered devices on the segment (Data Hub, Data Hub Mini, Somfy Connect UAI Plus).
- Power Panel SDN Device Ports are powered by the Power Panel.



Male Printed Weidmuller Connector	DC Motor Port Wiring Pinout		Female Non-Printed Weidmuller Connector
	Male Pin #	Function	
	1	Power (+)	5
	2	Power (-)	4
	3	SDN RS485 (+)	3
	4	SDN RS485 (-)	2
	5	SDN RS485 Ground	1

© 2015 Somfy Systems, Inc. All Rights Reserved. This drawing is the property of Somfy Systems, Inc. The graphics, information and specific ideas in this document are the exclusive property of Somfy Systems, Inc. and must not be made public, copied, or sold. Others seeking permission to reproduce this document, in whole or in part, must obtain permission from Somfy Systems, Inc. in writing.

Tel: 1-800-64-SOMFY
Fax: 1-609-495-8165
www.somfysystems.com



Date:	01/13/23	Revisions			
Print Size:	8.5" x 11"	Rev	Date	By	Description
Scale:	NTS	-	-	-	-
Sales:	N/A	-	-	-	-
Drawn by:	RV	-	-	-	-
Checked by:	PK	-	-	-	-

Dwg Title:
ST-30 V2 Wiring w/ 2 Cond. Cable, CAT5e & Weidmuller Connector to Power Panel

Dwg No.:
ST30V2-WIRING-06

Project name:
Technical Library

Client:
Somfy Systems, Inc.

Address:
121 Herrod Boulevard
Dayton, NJ 08810