

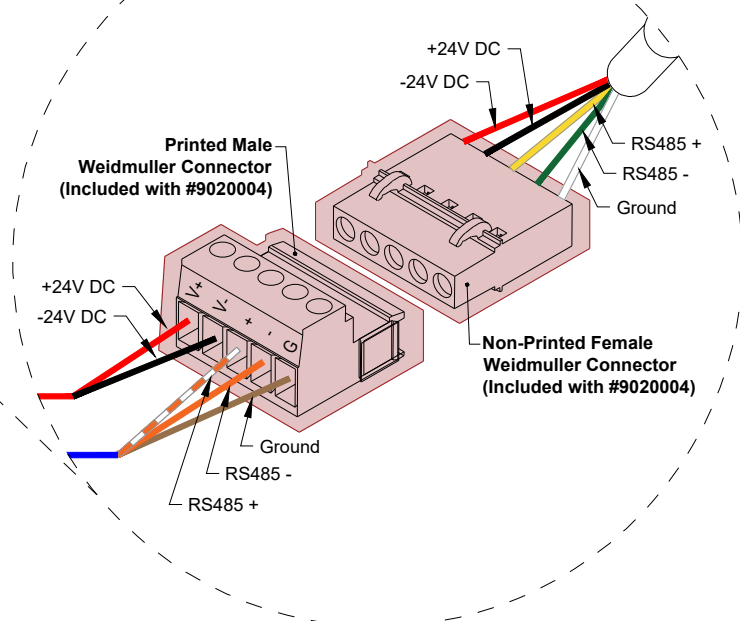
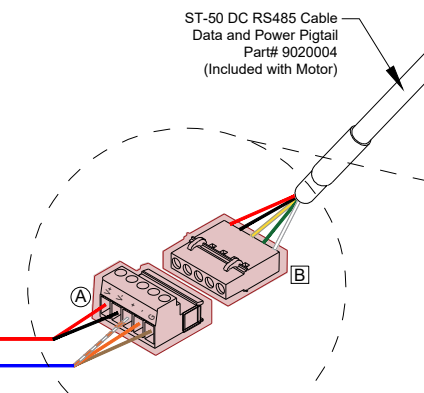
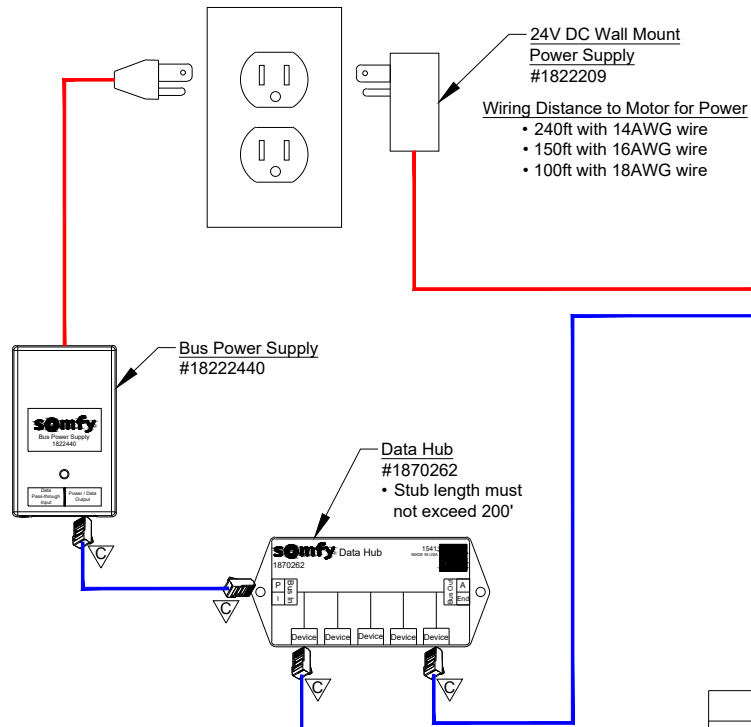
Male Printed Weidmuller Connector		DC Motor Port Wiring Pinout			Female Printed Weidmuller Connector	
Male Pin #	Function	Female Pin #				
1	Power (+)	5				
2	Power (-)	4				
3	SDN RS485 (+)	3				
4	SDN RS485 (-)	2				
5	SDN RS485 Ground	1				

DC Motor Weidmuller Connector Color Code

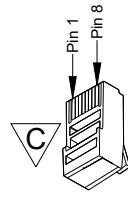
Included with DC Motor Cable

TO ST-50 DC MOTOR

ST-50 Motor Head Data Pinout		
Pin #	Function	Color
1	Power (+)	Red
2	Power (-)	Black
3	NC	-
4	SDN RS485 (-)	Green
5	SDN RS485 (+)	Yellow
6	SDN RS485 Ground	White



SDN Wiring Pinout		
CAT-5e or higher TIA-568B standard with RJ-45		
Pin #	Color	Function
1	Orange White	SDN RS485 (+)
2	Orange	SDN RS485 (-)
3	Green White	Reserved
4	Blue	Power 24v DC
5	Blue White	Power 24v DC
6	Green	Reserved
7	Brown White	SDN RS485 Ground
8	Brown	SDN RS485 Ground



- Stub length must not exceed 200'.
- Each Device Output can support Data and Power up to one device.
- Devices include Keypads, RTS Receivers, Somfy Connect LTI or UAI+, Somfy Connect BMS (Data Only), or Motors (Data Only).

© 2015 Somfy Systems, Inc. All Rights Reserved. This drawing is the property of Somfy Systems, Inc. The graphics, information and specific ideas in this document are the exclusive property of Somfy Systems, Inc. and must not be made public, copied, or sold. Others seeking permission to reproduce this document, in whole or in part, must obtain permission from Somfy Systems, Inc. in writing.

Tel: 1-800-64-SOMFY  
 Fax: 1-609-495-8165  
 www.somfysystems.com



Date:	01/21/19	Rev	Date	By	Description
Print Size:	8.5" x 11"	-	-	-	-
Scale:	NTS	-	-	-	-
Sales:	N/A	-	-	-	-
Drawn by:	RV	-	-	-	-
Checked by:	PK	-	-	-	-

Dwg Title: ST-50 DC Wiring with Weidmuller Connector to 24V DC Power Supply

Dwg No.: ST50DC-WIRING-01

Project name: Technical Library

Client: Somfy Systems, Inc.

Address: 121 Herrod Boulevard  
 Dayton, NJ 08810