

# animeo® Decora Keypads

Item #: Single: 1800432 (White) / Dual: 1800074 (White)

## OVERVIEW:

animeo® Decora Keypads offer control of motors connected to the animeo® IB+ Motor Controllers (#1860080 or 1870451). Each keypad provides 3 control commands including open, closed or stop when connected to local control ports on the Motor Controller. This keypad connects to animeo IB+ Motor Controllers using standard 3 conductor cable and screw terminal connections.



## TECHNICAL SPECIFICATIONS:

- Material: Face plates and buttons: Lexan 945u
- Dimensions: 1 7/16" x 1 1/2" x 4 1/16" (without wall plate)
- Maximum Range: 330'
- Operating Temperature Range: Ambient range
- Shipping Weight: <1 lb.


## FEATURES SUMMARY:

- Connects to motor controller using standard category cable (CAT-5 or higher) (3 conductors)
- Convenient, stationary wall control
- Fits standard Decora style opening


## WHAT'S IN THE BOX:

- Keypad
- Face plate with screws

## CONNECTIONS:



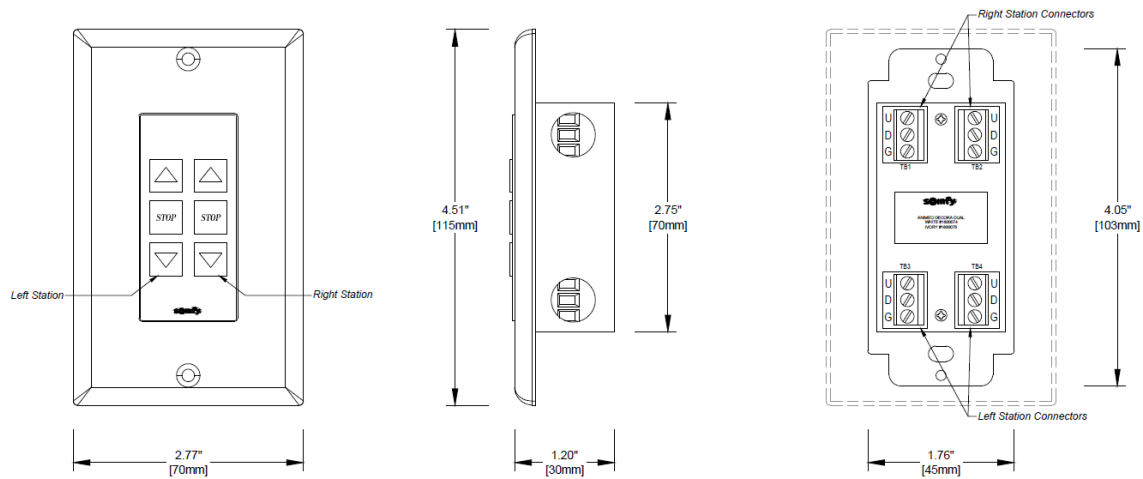
Up, Down and Common Connection



Right Side (Top Ports) Connections

Left Side (Bottom Ports) Connections

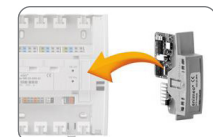
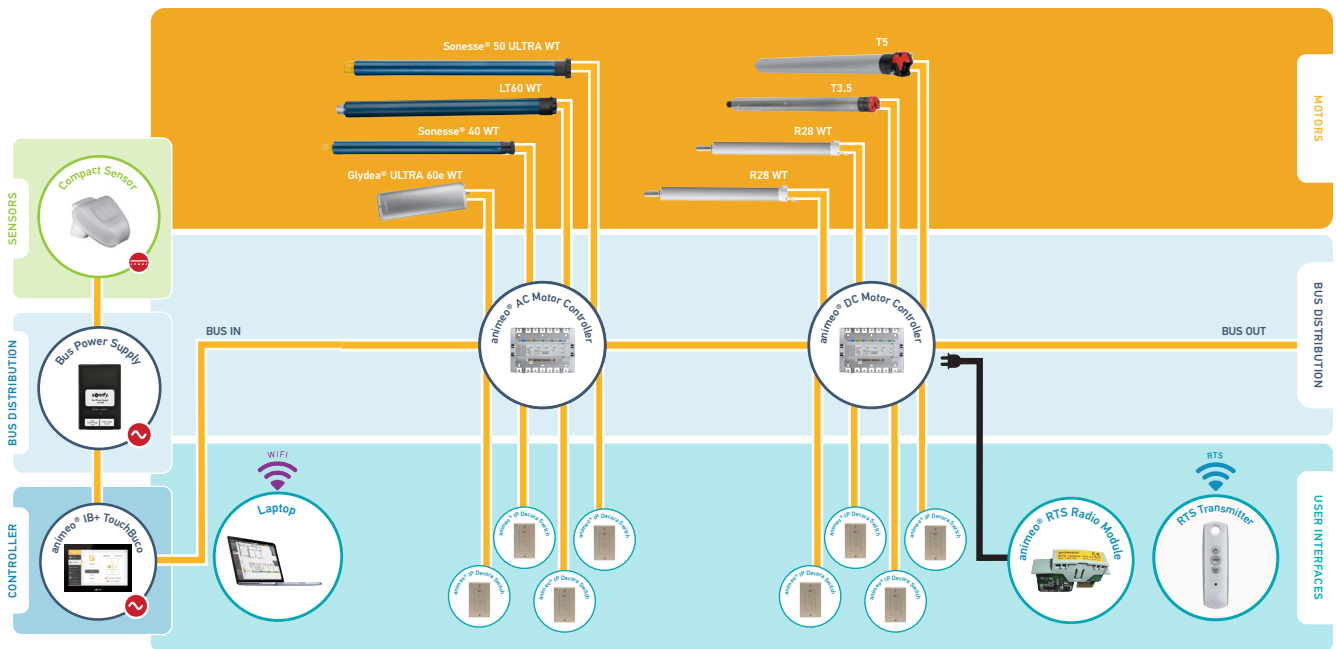
## DIMENSIONS:



## BEST WIRING PRACTICES

The diagram shown is meant for illustrative purposes to show the connections from product to product. This device could be used in other configurations than shown below. For specification information on individual products see related product information. Follow all animeo IB+ wiring standards for distance limitations.

- Combine up to 5 Touchbucos on each IB+ and Sensor Bus line. More than 5 Touchbucos requires an RS485 Sensor Hub (9018147) to combine add Touchbuco segments.
- Integrate RTS Controls into Motor Controllers using Radio RTS Card (Plug-in Module) (1860105).
- Maximum system limitations:
  - IB+ Bus: 100 Motor Controllers on 3,300 ft. of animeo IB+ Bus wiring.
  - Sensor Bus: 2 Inside Sensor Boxes and 1 sensor station on the Touchbuco Sensor Bus.
  - Local Controls: 330 ft. between Motor Controllers and local controls.
  - Motors: 500 ft. between each motor and the Motor Controllers



RTS Radio Module connection detail